

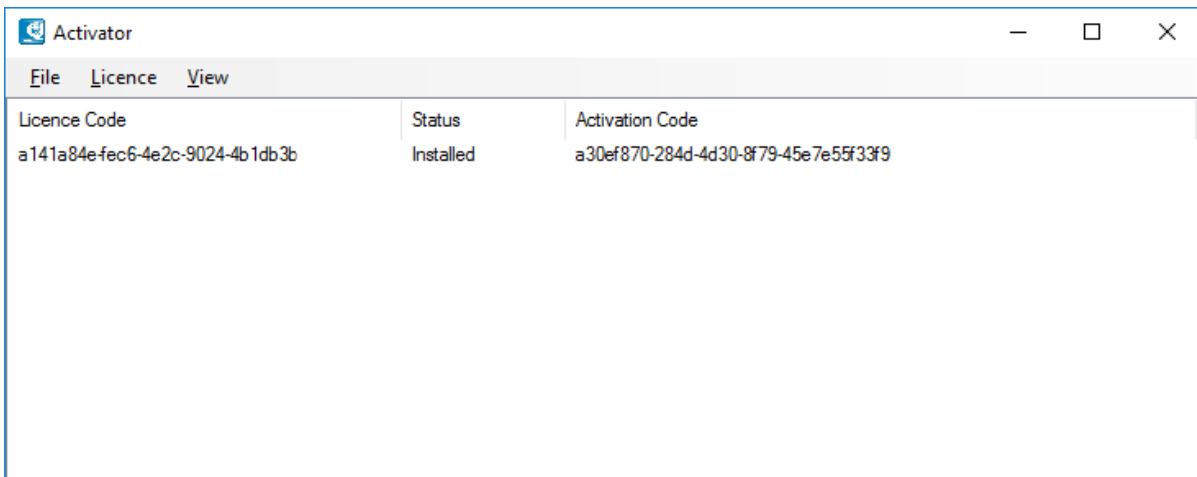
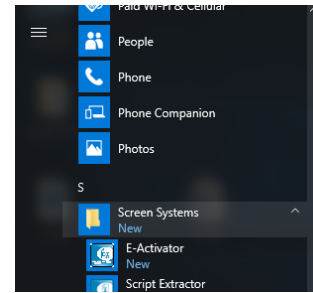
WinCaps

Transferring your licence

To move your current valid licence key from one machine to another will need to Revoke the licence back to the cloud based server.

Open the EActivator application.

This can be found in the start menu applications list under Screen Systems

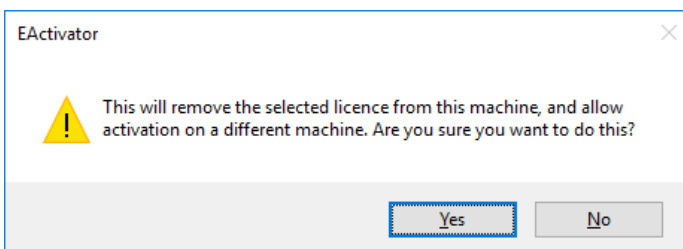
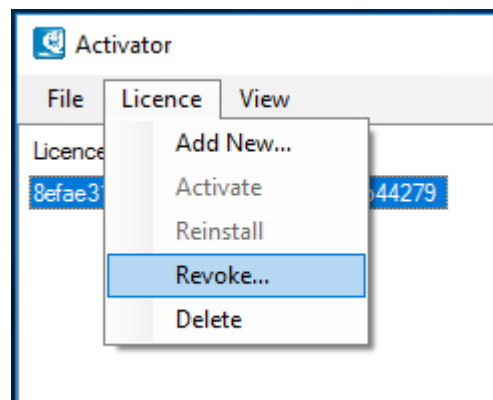


This application shows the previous and current state of your WinCaps licence.

To Revoke a licence key:

Click >Licence and then >Revoke

The following warning message will appear. Removing this licence from your current machine.



Click >Yes

The licence will then be removed from the current machine and placed back up on the licence server. You can now enter the original licence key into the new machine and it will re-activate.

